

Product Data Sheet



15XX DJSV

Replace XX with 02, 04, 06, 08 or 12 for number of poles

1500 Series

30 Amps, 600 Volts AC/DC
(Unprepared Wire)

or

75 Amps, 600 Volts AC/DC when
wired with crimp type ring, spade or
fork terminal

5/8" Line to Line Spacing

Wire Range (with unprepared wire):

#10 - #16 AWG Copper

Wire Range will vary with Lug size

[See tables below for wire sizes.](#)

Electrical Ratings:

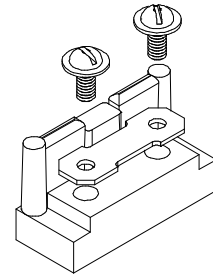
- 30A (unprepared wire) (Based on NEC Table 310-16, 75°C columns)
- 75A (when wired with crimp type ring, spade or fork terminal) (Based on NEC Table 310-16, 75°C columns)
- 600 Volts AC/DC (UL 1059 Class C, User Group - General Industrial)
- Short Circuit Current Rated for 10,000 Amps.
- Factory and Field Wiring

Mechanical Ratings:

- Maximum insulator base temperature: 150°C (302°F) UL RTI
- Storage and transportation temperature range: -35°C to 125°C (-31°F to 257°F)
- Flammability rating of insulator base: UL 94 V-0
 - Use outside these ratings needs to be judged in the end-use application.



8 pole shown



Removable Connector
with Brass Insert
Removable Cover

Materials:

- Connector: Brass, nickel plated
- Insulator base: phenolic
- Screws: Brass, nickel plated, 10-32
- Marking Strip: Vinyl (white)
- Marking strip anchor screws: Steel, zinc plated

Agency Approvals:

- UL Recognized, UL 1059 Terminal Block Standard, File No. XCFR2.E62806
- CSA Certified, CSA C22.2 No. 158, File No. LR19766
- CE compliant to IEC 60947-7-1
- RoHS Compliant

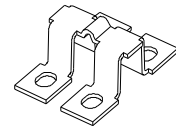
Wire Approvals (with unprepared wire):

Wire Size	Torque	Copper Wire Stranding Classes - Number of Strands		
		Solid	Class B	Class C
10 AWG	20 in. lbs	1	7	19
12	20 in. lbs	1	7	19
14	20 in. lbs	1	7	19
16	20 in. lbs	1	7	19

- Panel mountable: #10 fastener, torque to 25-30 in. lbs.

Accessories:

- MCJ (Multi-Circuit Jumper) Bar Available: Only sold loose and the marking strip must be removed to assemble MCJ bar on part.



- Clear cover: Thermoplastic, UL Recognized QMFZ2 - order CC 15XX (XX representing number of poles). See Data Sheet CC 15XX

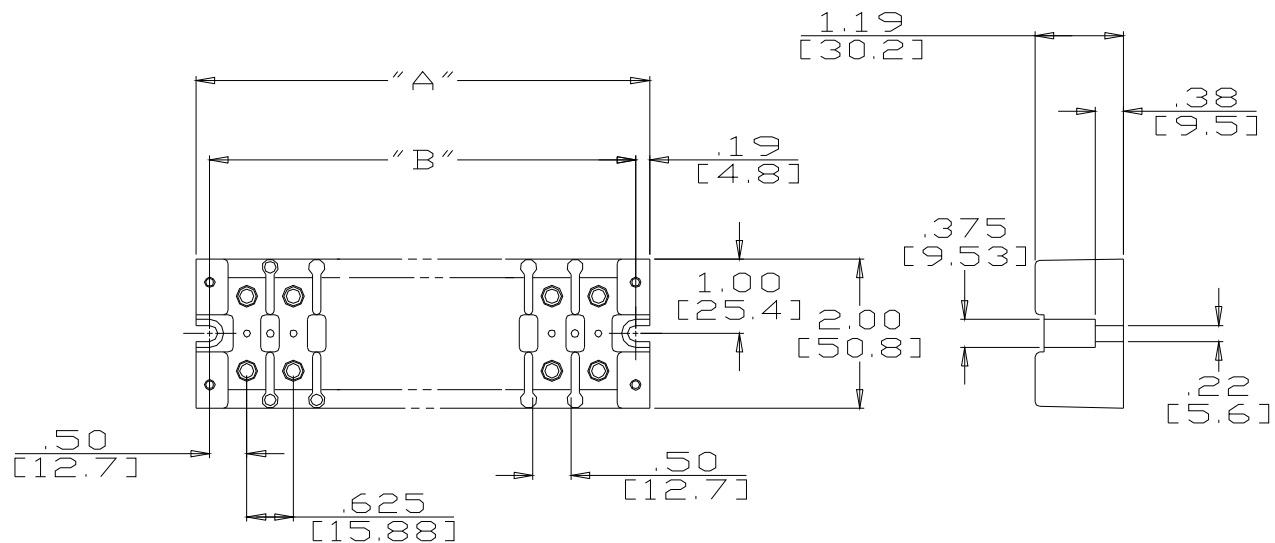
- Sems Pressure Saddle Screw with External Lock Washer (SPSE)



- Printing Available



Consult factory for custom printed applications



Catalog #	# of Poles	A	B
1504	4	3.25	2.88
1506	6	4.50	4.12
1508	8	5.75	5.38
1512	12	8.25	7.88

MM = Dim X 25.4